Personal, Social and Health Education – Teaching and learning guide throughout a unit

Module/Unit overview of TenTen Scheme of Learning

For each key stage there are three modules that teaching staff work through throughout the year. Within these modules, there will be a variety of units which organise the learning into smaller themes. The year begins with Module 1: Created and loved by God, before moving to Module 2: Created to love others and finally ending the academic year with Module 3: Created to live in community. Please see below for the structure of the units for each module, while individual lesson content will vary, the main units are universal across all key stages.

Module 1: Created and loved by God				Module 2: Created to love others			Module 3: Created to live in community	
Unit 1: Religious understanding	Unit 2: Me, my body, my health	Unit 3: Emotional well-being	Unit 4: Life cycles	Unit 1: Religious understanding	Unit 2: Personal relationships	Unit 3: Keeping safe	Unit 1: Religious understanding	Unit 2: Living in the wider world

Unit covers

Each unit within the three modules begins with a unit cover to outline the objectives that will be covered throughout that specific unit. At the bottom of each unit cover, there is a Rights Respecting box which highlights the children's rights that will be relevant to the learning for this unit (Teachers add these in for their class). Some of the unit covers will have objectives in purple, these highlight the learning that will be covered by the higher year group in each key stage (for example, year 4 cover the puberty topic content in Lower Key Stage 2, not year 3).


ST. MARY'S RC. PRIMARY SCHOOL | Love one another as I have loved you

MODULE 1: CREATED AND LOVED BY GOD
UNIT 2: Me, My Body, My Health

I will learn:

- Similarities and differences between people arise as they grow and make choices, and that by living and working together (teamwork) we create community.
- Self-confidence arises from being loved by God (not status etc).
- About the need to respect and look after their bodies as a gift from God through what they wear, what they eat and what they physically do.
- Learn what the term puberty means.
- Learn when they can expect puberty to take place.
- Understand that puberty is part of God's plan for our bodies.
- Learn about the correct naming of genitalia.
- Learn what changes will happen to boys/girls during puberty.

Rights that will be important for us in this unit:
Article 5: Right to family guidance as children develop
Article 17: Right to access information

RESPECTING SCHOOL · RIGHTS · UNICEF

ST. MARY'S RC. PRIMARY SCHOOL | Love one another as I have loved you

MODULE 1: CREATED AND LOVED BY GOD
UNIT 3: Emotional Wellbeing

tural for us to relate to and trust one another

have different 'tastes' (likes and dislikes), but also similar needs (to be espected, to be safe etc)

to describe our feelings

erstanding that feelings and actions are two different things, and that ctions can 'form' our feelings and our character

tegies for managing feelings and for good behaviour.

s have consequences. That when we make mistakes we are called to giveness and to forgive others when they do.

fied on the cross so that we would be forgiven

vill be important for us in this unit:

RESPECTING SCHOOL · RIGHTS · UNICEF

Assessment

An assessment activity is provided via TenTen for each unit and these will need to be completed at the start of each unit as a diagnostic assessment opportunity. At the end of each unit, children will return to the assessment activity and add to their answers in a different colour to show how their understanding has progressed.

	Diagnostic assessment	*Summative assessment*
Early years foundation stage	**green** pen	**blue** pen
Key stage 1	**pencil**	**blue** pen
Key stage 2	**black** pen	**blue** pen

Assessment activity examples:

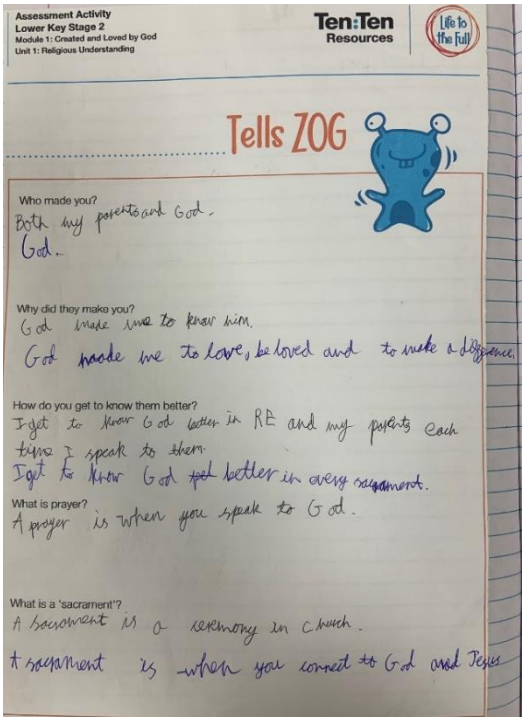
Assessment Activity
Lower Key Stage 2
Module 1: Created and Loved by God
Unit 1: Religious Understanding

Ten:Ten Resources

Tells ZOG

Who made you?
Both my parents and God.
God.

Why did they make you?
God made me to know him.
God made me to love, be loved and to make a difference.

How do you get to know them better?
I get to know God better in RE and my parents each time I speak to them.
I get to know God ~~feel~~ better in every sacrament.

What is prayer?
A prayer is when you speak to God.

What is a 'sacrament'?
A sacrament is a ceremony in church.
A sacrament is when you connect to God and Jesus

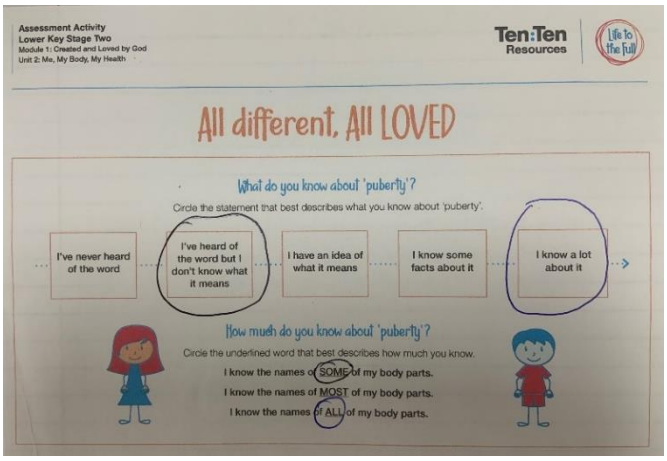
Assessment Activity
Lower Key Stage Two
Module 1: Created and Loved by God
Unit 2: Me, My Body, My Health

Ten:Ten Resources

All different, All LOVED

What do you know about 'puberty'?
Circle the statement that best describes what you know about 'puberty'.

I've never heard of the word | I've heard of the word but I don't know what it means | I have an idea of what it means | I know some facts about it | I know a lot about it

How much do you know about 'puberty'?
Circle the underlined word that best describes how much you know.
I know the names of SOME of my body parts.
I know the names of MOST of my body parts.
I know the names of ALL of my body parts.

Year 4 pupil example – diagnostic has been completed in black pen. At the end of the unit, the pupilhas returned to the assessment and added/amended their responses or self-assessed own knowledge in blue pen.

Learning

After completing the diagnostic assessment, children will then set out learning in line with expectations for other curriculum areas into their books. PSHE will cover a variety of types of lessons, ranging from more discussion-based sessions, to more writing-based sessions, to more creative sessions. This is done to cater to the needs and talents of different children within the school. Digital literacy lessons will be slotted in within each half term along with relevant whole school event weeks such as anti-bullying week, road safety, fire safety and rail safety weeks to name some examples.

Learning activity examples:

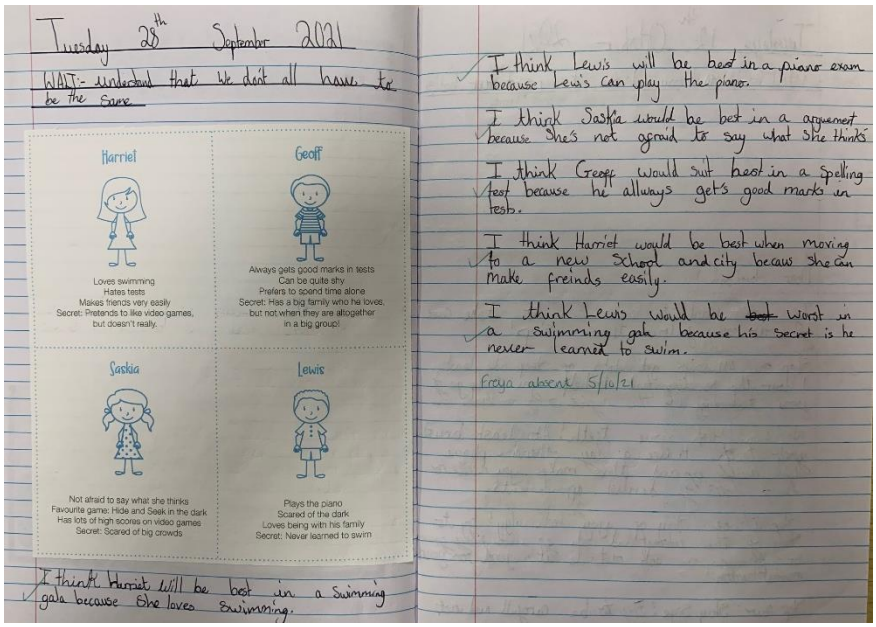
Tuesday 28th September 2021

WALT:- understand that we don't all have to be the same

Harriet
Loves swimming
Hates tests
Makes friends very easily
Secret: Pretends to like video games, but doesn't really.

Geoff
Always gets good marks in tests
Can be quite shy
Prefers to spend time alone
Secret: Has a big family who he loves, but not when they are altogether in a big group!

Saskia
Not afraid to say what she thinks
Favourite game: Hide and Seek in the dark
Has lots of high scores on video games
Secret: Scared of big crowds

Lewis
Plays the piano
Scared of the dark
Loves being with his family
Secret: Never learned to swim

I think Harriet will be best in a Swimming gala because she loves Swimming.

I think Lewis will be best in a piano exam because Lewis can play the piano.

I think Saskia would be best in a argument because She's not afraid to say what she thinks

I think Geoff would suit best in a Spelling test because he allways gets good marks in tests.

I think Harriet would be best when moving to a new School and city because she can Make freinds easily.

I think Lewis would be ~~best~~ Worst in a Swimming gala because his Secret is he never learnet to swim.

Freya absent 5/10/21

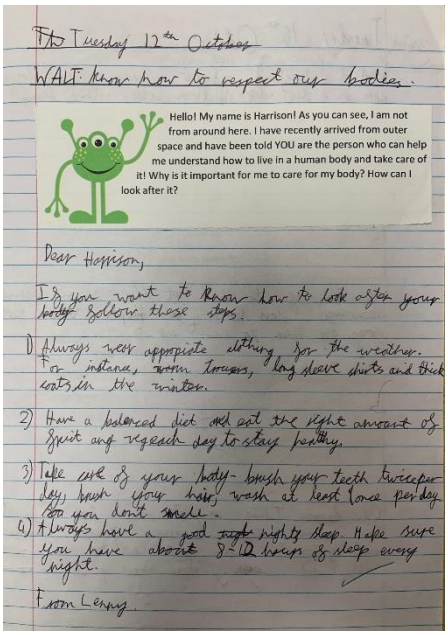
Fri Tuesday 12th October

WALT: know how to respect our bodies.

Hello! My name is Harrison! As you can see, I am not from around here. I have recently arrived from outer space and have been told YOU are the person who can help me understand how to live in a human body and take care of it! Why is it important for me to care for my body? How can I look after it?

Dear Harrison,

If you want to know how to look after your ~~body~~ follow these steps.

1) Always wear appropriate clothing for the weather. For instance, warm trousers, long sleeve shirts and thick coats in the winter.

2) Have a balanced diet and eat the right amount of fruit and vegetables each day to stay healthy.

3) Take care of your body- brush your teeth twice per day, wash your hair, wash at least once per day and don't smoke.

4) Always have a good ~~night~~ nights sleep. Make sure you have about 8-12 hours of sleep every night.

From Lenny

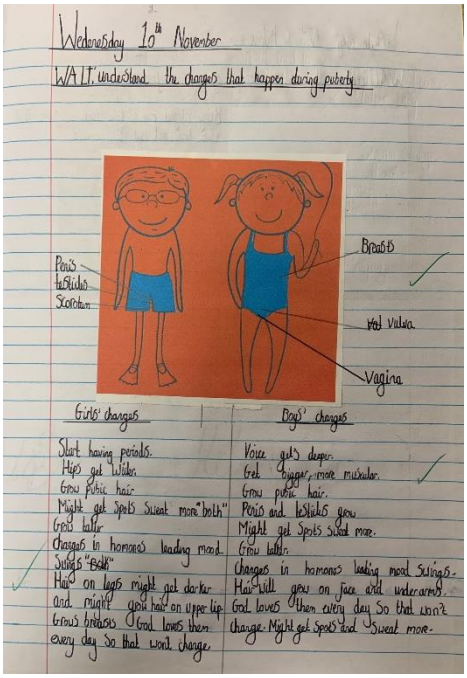

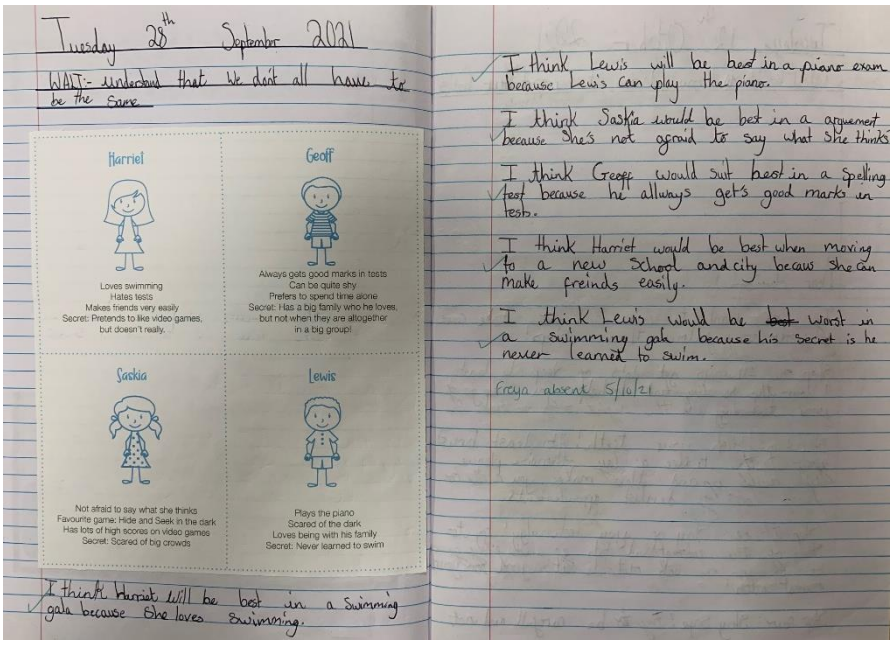

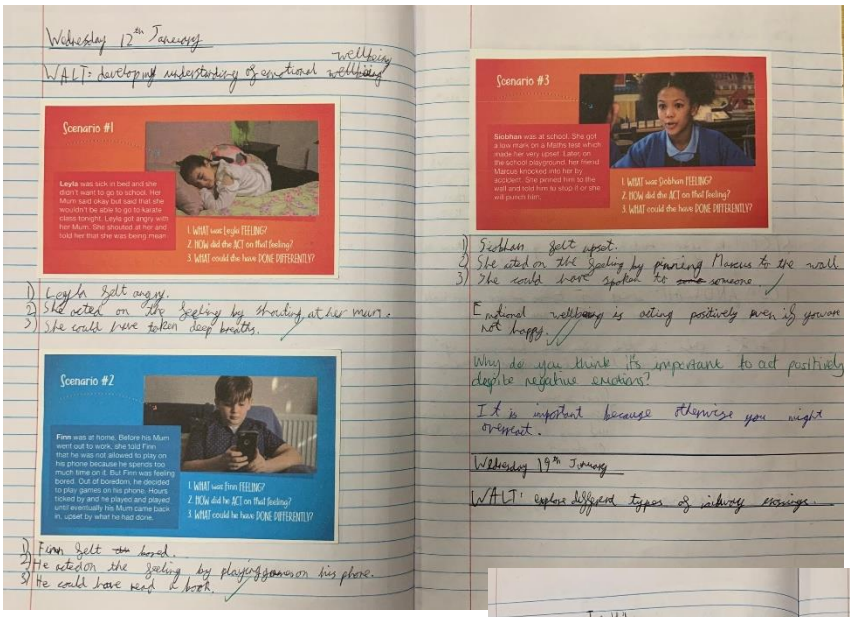

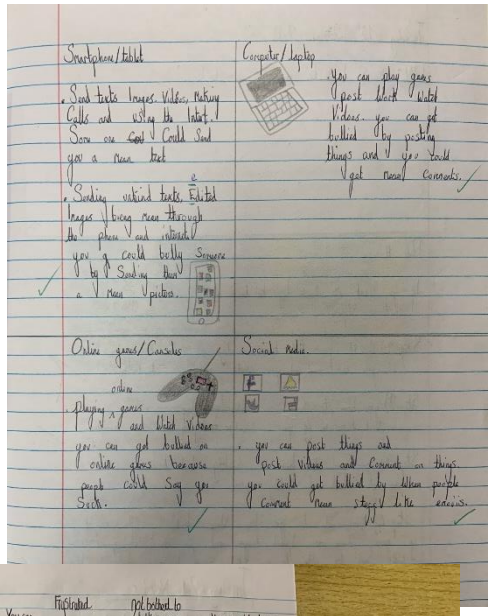

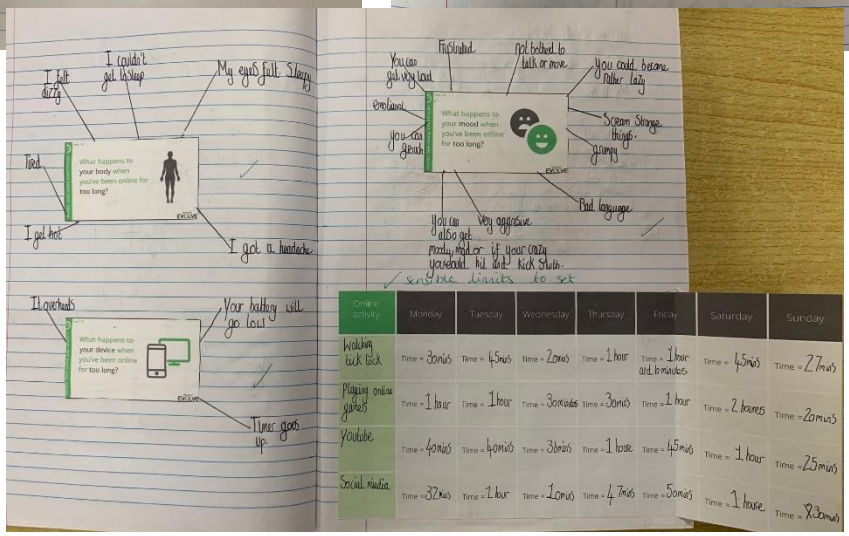

Year 4 examples – Here are some examples of work from different activities throughout PSHE lessons. Some has started as more discussion-based lessons and some are examples of digital literacy sessions using resources from Project Evolve. TenTen lessons have been used and adapted to better suit and challenge the year group.